







2015 Student Success Scorecard Results

Indicator	Current Outcome	2014 to 2015 Change
1. Persistence rate	69%	+4% 
2. Percent of students earning 30+ units	65%	+4% 
3. Advanced to college-level (math)	29%	+2% 
4. Advanced to college-level (English)	42%	-3% 
5. Advanced to college-level (ESL)	19%	+3% 
6. Completion rate	50%	-4% 
7. Career Technical Education completion rate	49%	+3% 