



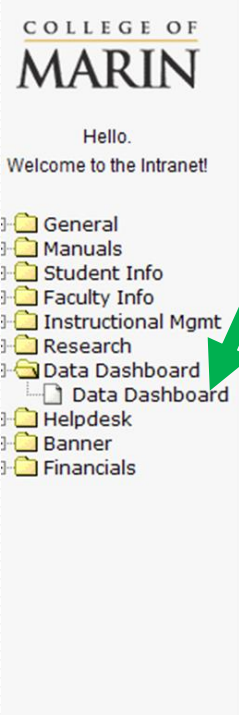
How To Use The Data Dashboard To Help You

Agenda

1. Access to Data Dashboard
2. Demo
3. Practice
4. Feedback

How to Use the Data Dashboard to Help You

- *What:* **Class Data**
- *Why:* **Know Our Students**
- *Where:*
Intranet.marin.edu
- *How:*
 - **Login on to Staff Computer**
 - **Select Info**



COLLEGE OF MARIN

Hello.
Welcome to the Intranet!

- General
- Manuals
- Student Info
- Faculty Info
- Instructional Mgmt
- Research
- Data Dashboard
- Data Dashboard
- Helpdesk
- Banner
- Financials

FIRST PAGE

Trac

For the most up-to-date information about these areas, please see the applicable (

Board of Trustees	President
2005-06 Board Goals and Objectives 2005-06 Board Budget Priorities 2006-07 Board Budget Priorities 2007-08 Board Goals & Budget Priorities	Management Org Chart
Academic Senate	Classified Senate
The Academic Senate Webpage	Classified Senate Web Page <ul style="list-style-type: none">• Minutes• The 2005 Appreciation Picnic

Institutional Overview

Enrollment

Student Achievement

FAQ / Help Center

1: Select term(s)

2: Click on the black dot

Comparison Method

Fall to Fall

Select Term(s)

Fall 2010

Include Cred/Non-Cred?

Include Community Education?

Chart Dimension

Ethnicity

Ethnicity

Gender

Age Group

Educational Goal

Mailing City

Permanent City

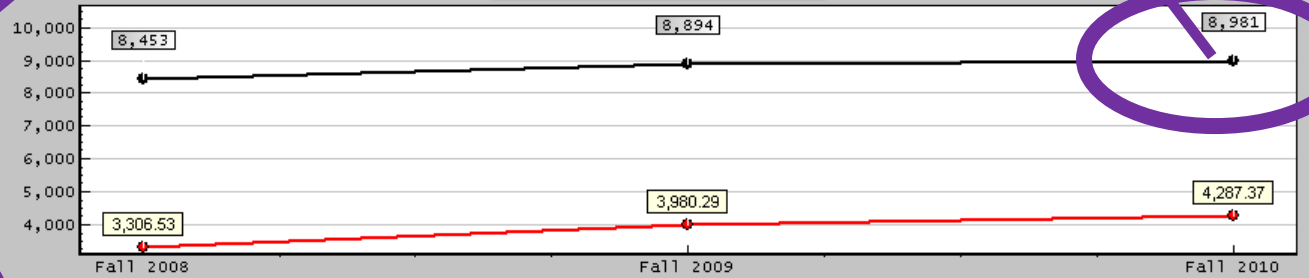
Enrollment Status

4: change chart dimension

Unduplicated Headcount by Term

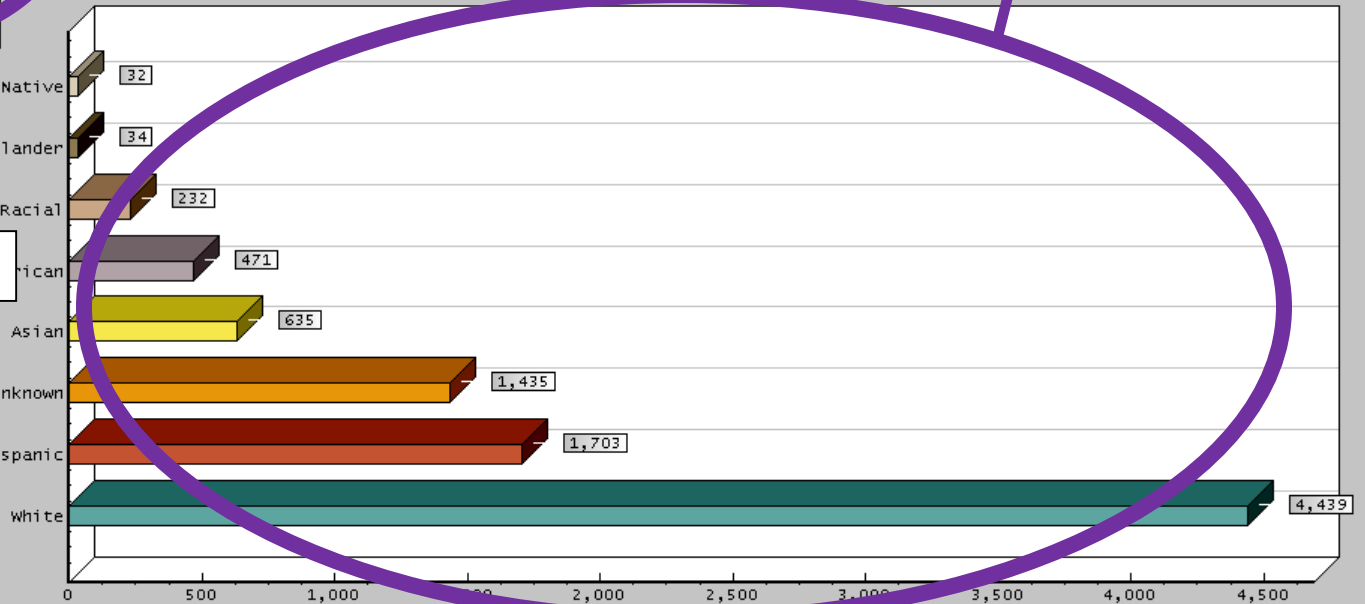
Headcount Credit FTES

** Click on a Term in the Headcount (black) line for further analysis



all 2010 Headcount by Ethnicity for Credit and Noncredit Students

3: Results of chart dimension



Institutional Overview

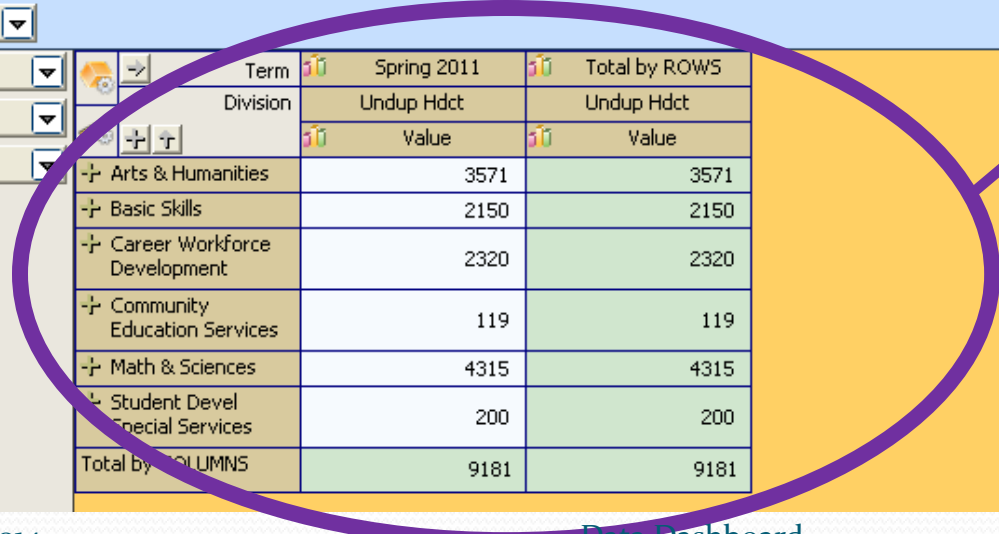
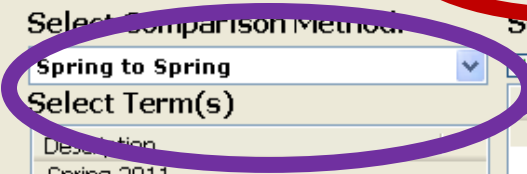
Enrollment

Student Achievement

FAQ / Help Center

1: Select term(s)

2: Click here to execute



3: Results of enrollment

Select Comparison Method

Spring to Spring

Select Term(s)

Description

Spring 2011

Spring 2010

Spring 2009

Spring 2008

Include Cred/Non-Cred?

Include Community Education?

Select Division(s)

All Divisions?

Division Description

*** All Divisions ***

Select Dept(s)

All Departments?

Dept. Description

*** All Departments ***

Select Subject(s)

All Subjects?

Subject Description

*** All Subjects ***

*** CLICK HERE TO EXECUTE ***

Available Dimensions

Age Group Age Gender Educational Goal City Degree Course Level Student Type Course Session Credit F

Subject CourseNumber ID CRN Ethnicity PR City MA City

Columns

Term

Division	Term	Spring 2011	Total by ROWS
Department	Division	Undup Hdct	Undup Hdct
Discipline		Value	Value
Arts & Humanities		3571	3571
Basic Skills		2150	2150
Career Workforce Development		2320	2320
Community Education Services		119	119
Math & Sciences		4315	4315
Student Devel Special Services		200	200
Total by COLUMN		9181	9181

Click here to execute

- Institutional Overview
- Enrollment**
- Student Achievement
- FAQ / Help Center

Select Comparison Method: **Spring to Spring**

Select Term(s):
 Spring 2011
 Spring 2010
 Spring 2009
 Spring 2008

Select DIVISION(s):
 All Divisions?

Select Dept(s):
 All Departments?

Select Subject(s):
 All Subjects?

Include Cred/Non-Cred?
 Include Community Education?

*** CLICK HERE TO EXECUTE ***

- Available Dimensions
- Age Group, Age, Gender, Educational Goal, City, Degree, Course Level, Student Type, Course Session, Credit
 - Subject, CourseNumber, ID, CRN, Ethnicity, PR City, MA City

- Columns
- Term
 - Division
 - Department
 - Discipline

Division	Term	Spring 2011	Total by ROWS
Department	Division	Undup Hdct	Undup Hdct
Discipline		Value	Value
Arts & Humanities		3571	3571
Basic Skills		2150	2150
Career Workforce Development		2320	2320
Community Education Services		119	119
Math & Sciences		4315	4315
Student Devel Special Services		200	200
Total by COLUMN		9181	9181

To change "Dimensions" on the far left side, hover over the rectangular dimension name with the mouse showing the white arrow then click and drag the name to the far left side.

Institutional Overview

Enrollment

Student Achievement

FAQ / Help Center

Click here to execute

Select Comparison Method:

Spring to Spring

Select Division(s)

All Divisions?

Select Dept(s)

All Departments?

Select Subject(s)

All Subjects?

Select Term(s)

Description

Spring 2011
Spring 2010
Spring 2009
Spring 2008

Division Description

*** All Divisions ***

Dept. Description

*** All Departments ***

Subject Description

*** All Sub

Include Cred/Non-Cred?

Include Community Education?

*** CLICK HERE TO EXECUTE ***

Available Dimensions

Age Group Age Gender Educational Goal City Degree Course Level Student Type Course Session Credit F
Subject CourseNumber ID CRN Ethnicity PR City MA City

3: Results of enrollment

Columns

Term

Division	Term	Spring 2011	Total by ROWS
Department	Division	Undup Hdct	Undup Hdct
Discipline	Value	value	
+	Arts & Humanities	3571	3571
+	Basic Skills	2150	2150
+	Career Workforce Development	2320	2320
+	Community Education Services	119	119
+	Math & Sciences	4315	4315
+	Student Devel Special Services	200	200
	Total by COLUMNS	9181	9181

Click on the plus sign to expand data.

To Export to Excel right click in the data area and choose "Export to Excel".

Institutional Overview

Enrollment

Student Achievement

FAQ / Help Center

Course Retention

Course Success

Program Review

Degr/Cert Awarded

Student Persistence

Course Success

Term(s):

Division(s): All Divisions?

Department(s): All Departments?

Code	Desc
201210	Spring 2012 Credit/Noncre
201180	Fall 2011 Credit/Noncre
201160	Summer 2011 Credit/Noncr
201110	Spring 2011 Credit/Noncre
201080	Fall 2010 Credit/Noncre

Code	Desc
*** All Divisions ***	

Code	Desc
*** All Departments ***	

***** **CLICK HERE TO EXECUTE** *****

Available Dimensions

Gender Age Ethnicity Educational Goal Basic Skills PW Transfer PW Career_Tech. E
 Section Grade

Columns

Term

Division

Department

Subject

Course

	Term	201110 - Spring 2011 Credit/Noncredit			Total by ROWS			
		Division	Total Headcount	Passed	Success Rate	Total Headcount	Passed	Success Rate
			Value	Value	Value	Value	Value	Value
Arts & Humanities		5249	4082	77.77%	5249	4082	77.77%	
Basic Skills		985	691	70.15%	985	691	70.15%	
Career Workforce Development		4449	3417	76.80%	4449	3417	76.80%	
Math & Sciences		7893	5516	69.88%	7893	5516	69.88%	
Student Devel Special Services		203	172	84.73%	203	172	84.73%	
Total by COLUMNS		18779	13878	73.90%	18779	13878	73.90%	

1: Select start term and end term

Institutional Overview

Enrollment

Student Achievement

FAQ / Help Center

Student Cohort Reports

Course Retention

Course Success

Cohort Tracking

Program Review

Degr./Cert Awarded

Student Persistence

Start Term: 200880 - Fall 2008

End Term: 201110 - Spring 2011 Credit/Noncredit

Gender: **All Genders**

Age Range: 0 to 105

Ethnicity: All Ethnicities?

*** All Ethnicities ***

NOTE: This information uses the most recent course grade.

2: Select Subject and Course for the start term

Course One

All Subjects?

ENGL - Engineering

ENGL - English

ENGL - English as a Second Language

ENGL - Ethnic Studies

All Courses?

ENGL 098

ENGL 098A

ENGL 098B

ENGL 098C

All Sections?

*** All Sections ***

3: Click on "Show Column One" to execute

Show Column One

4: Results of Cohort Tracking

168 Began Some Courses in Fall 2008
Repeats: 11 (7%)
87 (52%)
Repeats: 10 (6%)
60 (36%)
Repeats: 1 (1%)
21 (13%)
Repeats: 0 (0%)
Total

5: Select Subject and Course for the end term

Course Two

All Subjects?

ENGL - Engineering

ENGL - English

ENGL - English as a Second Language

ENGL - Ethnic Studies

All Courses?

ENGL 120

ENGL 120SL

ENGL 150

ENGL 151

All Sections?

*** All Sections ***

6: Click on "Show Column Two" to execute

Show Column Two

7: Results of Cohort Tracking

79 Continued to Some Courses by Spring 2011
Repeats: 7 (9%)
61 (77%)
Repeats: 6 (8%)
12 (15%)
Repeats: 1 (1%)
6 (8%)
Repeats: 0 (0%)
Total

Course Four

All Subjects?

ACRT - Auto Collision Repair Tech

AJ - Administration of Justice

ANTH - Anthropology

ARCH - Architecture

All Courses?

** All Courses **

All Sections?

*** All Sections ***

Show Column Four

Practice

- Pick one page
- Follow the directions: step 1, step 2, ...
- Then click around and practice

Feedback

- What works?
- What changes are needed?
- What can be improved?



How To Use The
Data Dashboard
To Help You

Thank You