

Educational Planning Committee Report
Academic Year 2020-2021
Year 2 of the Strategic Plan 2019-2022
Year 2 of the Educational Master Plan 2019-2025

EMP Focus Area and Goal: Instructional Programs Goal 1

Champions: Dean of Educational Success Programs, Assistant Vice President for Instructional Support

[Timeline for Implementation](#)

EMP 6-Year Goal and Strategic Plan 3-Year Objectives:

Instructional Programs EMP Goal 1: Clarify various educational pathways, strengthen existing and develop new curriculum to support those pathways, connect pathways in new ways, and educate faculty to become more knowledgeable about pathway opportunities.

Strategic Plan Objective IPI.1: Student journeys (pathways) will be clearly mapped for all degree and certificate programs.

Strategic Plan Objective IPI.2: Program-level maps will inform two-year course rotation blueprint designs and scheduling practices by faculty.

Action steps discussion for IP Goal 1 from 12/7/2020

Student Journeys are being mapped, CTE pathways are being mapped in coordination with GE pathways, this work is being done in conjunction with counseling. This is possible using the CTE Pathways Grant. Looking to increase collaboration with high schools. Interest clusters are being finalized and working to align GE patterns with interest clusters. Goal is to convene an Ad Hoc committee as part of the curriculum committee to evaluate this work. Working to build connections and relationships between depts, enlisting counseling to help build collaboration between depts.

- *Interest Clusters page on COM website: <http://academics.marin.edu/>.*
- *Example of an Interest Cluster page (People, Culture, and Society): <http://academics.marin.edu/programs/people-and-culture-and-society>*
- *Example of a Discipline page (Anthropology): <http://academics.marin.edu/program/anth>*

The interest clusters and discipline pages have been created and uploaded onto the website.

Some of the work around this goal is being impacted by COVID 19.

EPC Discussion and Feedback 12/7/2020:

Question – Could these relationships be connected to building Master Schedule work? Perhaps -- could work to leverage these relationships to develop a Master Schedule, work with depts to see how their programs fit into Student Journeys and developing a Master Schedule

Question: How are the counselor liaisons being rolled out to the depts? Idea is for the counselor to attend dept meetings, build relationships within the dept and work with the dept on class offerings. Some depts are farther along than others in this process. The goal is to build this out across the campus. One idea is to have each dept follow-up with the counselor after completing Program Review.

Progress Indicators

Progress Indicator IPI.1: All degrees and certificates are clearly mapped.

Value for 20/21:

While substantial progress has been made, there are still a few maps that need to be created and they need to be put on the website within the discipline pages.




Progress Indicator IPI.2: Blueprints and scheduling will mirror mapped student journeys.

Value for 20/21:


We have not made substantial progress on this indicator because COVID-19 has complicated the scheduling process.

Rating of progress


Please self-rate your progress toward achieving each of the above objectives:

-  Red: No progress
-  Yellow: Substantial progress
-  Green: All action steps implemented, and objective achieved

Strategic Plan Objective IPI.1:

 Yellow: Substantial progress

Strategic Plan Objective IPI.2:

 Red: No progress

Where are you not on track? What will you do differently for next year / what else needs to happen?

We will complete the maps and add them to the discipline pages in Fall 2021.

Performance Indicator Data for EMP 6-Year Goals

IP Goal 1 Performance Indicator 1: Nine percent decrease in average number of units accumulated by degree earners. Baseline is 93; target is 85. (Source: SSM Launchboard; average number of units accumulated by associate degree earners, all students, annual average of 2015–16 through 2017–18).

PRIE Data for 20-21:

Baseline / Target	Year 1 19/20	Year 2 20/21	Year 3 21/22	Year 4 22/23	Year 5 23/24	Year 6 24/25

93* / 85	78					
----------	----	--	--	--	--	--

The Chancellor’s Office definition of this metric was revised and the numbers recalculated to include only first-time associate degree earners rather than all associate degree earners. The average baseline for the new calculated metric, for 2015-16 through 2017-18 is 82.3 units. Our target of 85 units is based on our local Vision for Success goal, which remains in place.

IP Goal 1 Performance Indicator 2:

Decrease by 15% the proportion of students accruing more than 60 units at COM at the time of transfer to a four-year institution. Baseline is 53%; target is 45%. (Source: National Student Clearinghouse, COM MIS data; first-time COM students entering in fall 2013–spring 2017, transferring as of spring 2019, and earning at least 12 units at COM).

PRIE Data for 20-21:

Baseline / Target	Year 1 19/20	Year 2 20/21	Year 3 21/22	Year 4 22/23	Year 5 23/24	Year 6 24/25
53% / 45%	67%					

** first-time COM students entering in fall 2014–spring 2018, transferring as of spring 2020, and earning at least 12 units at COM).*

EPC Use Only:

- EPC supports these self-evaluations of progress.
- This goal may be impacted due to new capacities developed during the pandemic.
- Units accumulated (PI #1) has already dropped well below the target in first year of plan. Yay! This is also a Chancellor’s Office Vision for Success goal we have achieved.
- Recommendation: Connect to IP Goal 3 work in Year 3 and next strategic plan.
- Use outcomes from Visioning session from spring 2021 to help inform direction.