

2011 Professional Development Needs Assessment



Results Overview

Date: 9/24/2012 5:23 PM PST
 Responses: Completes
 Filter: No filter applied

Please help us identify your preferences and priorities for professional development activities and training for the upcoming year. Your responses will be used by the Professional Development Committee to guide the development of a Professional Development Plan and plan next year's Flex/professional development activities. This college-wide survey is being sent to all employees. We realize not all topics will apply to everyone, but all feedback is important and will be used to develop activities that meet both individual and institutional needs. Thank you for taking the time to complete the survey!

1. I am:

Faculty		35	41%			
Classified Staff		43	51%			
Administrator		8	9%			
Mean	Median	Mode	Range	Standard Deviation	Standard Error	Confidence Interval @ 95%
1.69	2	2	2	0.64	0.07	[1.55 - 1.82]

2. I work primarily on the:

Kentfield Campus		68	80%
IVC Campus		20	24%

Mean	Median	Mode	Range	Standard Deviation	Standard Error	Confidence Interval @ 95%
1.23	1	1	1	0.42	0.04	[1.14 - 1.32]

4. Which delivery formats are most effective in providing you with professional development? (Please select 1 - 4 you most prefer.)

Workshops		68	81%
Information on the Internet		23	27%
Online courses		23	27%
Online training modules that can be accessed anytime		44	52%
Webinars (Live instructor-led online workshops such as @One Desktop Seminars)		16	19%
Speakers		24	29%
Tips by email		16	19%
Discussion groups		16	19%
Informal Brown Bag Lunches		19	23%
Newsletters		7	8%
Books/CDs/DVDs		10	12%
Peer Coaching		24	29%
Other, please specify		7	8%

Mean	Median	Mode	Range	Standard Deviation	Standard Error	Confidence Interval @ 95%
5.04	4	1	11	3.57	0.21	[4.63 - 5.45]

5. What times during the semester are best for you to attend on-campus workshops? (Check all that apply)

Beginning of semester (weeks 1-6)		18	23%
-----------------------------------	--	----	-----

Middle of semester (weeks 7-12)		23	29%
End of semester (weeks 8-18)		9	11%
During semester breaks (Winter, Spring)		32	41%
During the summer break		30	38%
All of the above		13	16%

Mean	Median	Mode	Range	Standard Deviation	Standard Error	Confidence Interval @ 95%
3.58	4	4	5	1.61	0.14	[3.29 - 3.86]

6. What days of the week are best for you to attend training? (Check all that apply.)

Monday		23	29%
Tuesday		31	40%
Wednesday		31	40%
Thursday		40	51%
Friday		57	73%

Mean	Median	Mode	Range	Standard Deviation	Standard Error	Confidence Interval @ 95%
3.42	4	5	4	1.41	0.10	[3.22 - 3.63]










7. What times are best for you to attend professional development activities?

Mornings (8:30-12:00)		32	41%
Early Afternoon (12:30-2:30)		29	37%
Late afternoon (2:30-4:30)		26	33%
Friday Morning (9:00-12:00)		36	46%
Friday Afternoon (1:00-4:00)		27	34%

Mean	Median	Mode	Range	Standard Deviation	Standard Error	Confidence Interval @ 95%
2.98	3	4	4	1.42	0.12	[2.75 - 3.21]

In the following section, suggested workshop topics are clustered under five subject headings: Teaching and Learning, Distance Education, Technology, Student Services and Institutional/General. Please indicate the workshop topics you are MOST interested in attending in each category. There is an opportunity to add a topic at the end of each list and a question at the end of this section that will allow you to add any other topics you feel are important to consider.

8. Teaching and Learning The following activities are clustered under the subject "Teaching and Learning" although they may overlap into other areas. Please indicate the workshops you would be most interested in attending:

Developing and Implementing SLOs on the Course Level		10	16%
Developing and Implementing SLOs on the Program Level		8	12%
Developing and Implementing College-wide SLOs for General Education		5	8%
Testing and Assessment Techniques		19	30%
Strategies that Build Student Success		25	39%
Curriculum Committee Template for Developing/Revising a Course		13	20%
Using the Library to Support Instruction		11	17%
Strategies to Meet the Needs of ESL Students in Credit Classes		12	19%
Recognizing a Learning Disability and Referring Appropriately		13	20%

Strategies for Teaching Under-prepared Students		16	25%
Working with Diverse Student Populations		16	25%
Retention Factors - What the Research Shows		21	33%
Incorporating Critical Thinking and Problem-solving into Classroom Activities		11	17%
Other, please specify		7	11%

Mean	Median	Mode	Range	Standard Deviation	Standard Error	Confidence Interval @ 95%
7.45	7	5	12	3.56	0.27	[6.93 - 7.97]

9. Distance Education The following activities are clustered under the subject "Distance Education" although they may overlap into other areas. Please indicate the workshops you would be most interested in attending:

Instructional Design: Best Practices in Distance Education Pedagogy		12	24%
Developing a Stand-alone Online Course Using Moodle		17	35%
Developing a Hybrid Course Using Moodle		16	33%
Using Moodle to Supplement Traditional Classes		25	51%
Techniques to Build Community in an Online Class		10	20%
Developing Learning Objects for Online Courses		10	20%

Introduction to Podcasting		19	39%			
Other, please specify		8	16%			
Mean	Median	Mode	Range	Standard Deviation	Standard Error	Confidence Interval @ 95%
4.01	4	4	6	1.96	0.19	[3.64 - 4.38]

10.

Technology The following activities are clustered under the subject "Technology" although they may overlap into other areas. Please indicate the workshops you would be most interested in attending:

Intermediate Word 2007		18	24%
Word Tips and Tricks		20	27%
Beginning Excel 2007		18	24%
Intermediate Excel 2007		24	32%
Using Excel to Track Student Grades		12	16%
Outlook - Managing and archiving email, creating distribution lists		17	23%
Outlook - Using the calendar, contacts and to-do lists		18	24%
PowerPoint for Beginners		18	24%
PowerPoint - Intermediate (integrating graphics, audio, video)		23	31%
Creating Interactive Forms with Adobe Acrobat		32	43%
Best Practices to Maintain Security and Data		20	27%

Basic Workstation Ergonomics		21	28%
Windows File Management		16	22%
College Network Overview: Access, Security, Back-ups, Virus Protection etc.		23	31%
Other, please specify		11	15%

Mean	Median	Mode	Range	Standard Deviation	Standard Error	Confidence Interval @ 95%
7.75	8	10	13	4.02	0.24	[7.28 - 8.22]
















11. Student Services The following activities are clustered under the subject "Student Services" although they may overlap into other areas. Please indicate the workshops you would be most interested in attending:

Strategies for Dealing with Disruptive Students/Individuals		20	37%
Student Discipline Process: What to do? When to refer?		18	33%
Walk a Mile in Our Student's Shoes: Overview of Services Provided to Students		19	35%
When to Ask for Help for a Student in Crisis		10	19%
Understanding the Petition to the Academic Standards Committee		6	11%
The Role of the Counseling Department and the Services they Provide to Students		25	46%

Mean	Median	Mode	Range	Standard Deviation	Standard Error	Confidence Interval @ 95%

3.40	3	6	5	1.88	0.19	[3.03 - 3.77]
------	---	---	---	------	------	---------------

12. Institutional/General The following activities are clustered under the subject "Institutional/General" although they may overlap into other areas. Please indicate the workshops you would be most interested in attending:

How to Access and Use Institutional Research Data		28	37%
Who are our Students: Demographics, Success, Retention Rates		17	22%
Using Program Review to Get Resources		13	17%
Banner Fiscal Services Module User Training		13	17%
Banner Student Services Module User Training		21	28%
Emergency/Disaster Preparedness Training		25	33%
CPR		28	37%
First Aid		20	26%
Blood Borne Pathogens Training		7	9%
Health & Wellness		25	33%
Harassment and Discrimination Training		8	11%
Conflict Resolution Techniques		30	39%
Overview of the Participatory Governance System		10	13%
Grant Writing		25	33%
Other, please specify		1	1%

Mean	Median	Mode	Range	Standard Deviation	Standard Error	Confidence Interval @ 95%
7.43	7	12	13	4.11	0.25	[6.94 - 7.92]

Evaluation You're almost through. Just a few more questions to help us evaluate this year's activities. Thank you for your time and feedback!

14. How many professional development activities did you attend during the past year? Please consider Flex activities, software training, conferences, off-campus workshops, online workshops, mandated training etc.

0		13	16%
1-3		51	63%
4-6		13	16%
7-10		0	0%
More than 10		4	5%
Total		81	100%






Mean	Median	Mode	Range	Standard Deviation	Standard Error	Confidence Interval @ 95%
2.15	2	2	4	0.87	0.10	[1.96 - 2.34]

15. If you haven't attended any professional development activities this year, why not?

Offered during wrong time of year		1	3%
Lack of office/class coverage		3	8%
Workload too high/too busy to attend		6	16%
Dates and time conflicted with my teaching schedule		5	14%
I didn't need the training provided		6	16%
Workshop topics did not apply to my position		6	16%
Other, please specify		10	27%
Total		37	100%

Mean	Median	Mode	Range	Standard Deviation	Standard Error	Confidence Interval @ 95%
4.11	4	3,5,6	5	1.48	0.28	[3.55 - 4.67]

17. If you attended workshops or training activities during the year, please respond to the following statement: I benefited from the training I received and was able to apply what I learned.

1 Strongly Agree		19	28%
2 Agree		39	57%
3 Disagree		1	1%
4 Strongly Disagree		4	6%
5 Not applicable		5	7%
Total		68	100%

Mean	Median	Mode	Range	Standard Deviation	Standard Error	Confidence Interval @ 95%
2.07	2	2	4	1.10	0.13	[1.81 - 2.33]

- [Products & Services](#) |
- [About Us](#) |
- [Support/Help](#)

- © 2012 Copyright SurveyMonkey Inc. All Rights Reserved. |
- [Privacy Policy](#) |
- [Terms Of Use](#)